




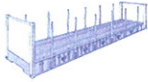






Container Specifications

	Internal dimensions			Door opening		Weight	
	L	W	H	W	H	Tare	Payload
20' Platform 	6.058 m	2.388 m	323 mm	-	-	1.750 kg	28.730 kg
20' Flat Collapsible 	5.962 m	2.370 m	2.246 m	-	-	1.881 kg	22.119 kg
20' Container Dry Van/ Ventilated 	5.897 m	2.350 m	2.390 m	2.338 m	2.278 m	2.300 kg	28.080 kg
20' Container Open Top 	5.895 m	2.350 m	2.351 m	2.330 m	2.279 m	2.230 kg	28.250 kg
20' Container Refrigerated 	5.435 m	2.280 m	2.280 m	2.280	2.227	2.700 kg	27.000 kg
40' Flat 	11.730 m	2.370 m	2.390 m	-	-	4.950 kg	40.050 kg
40' Container Dry Van 	12.024 m	2.350 m	2.389 m	2.330 m	2.278 m	3.990 kg	26.480 kg
40' Container Open Top 	12.024 m	2.350 m	2.351 m	2.330 m	2.279 m	3.850 kg	26.630 kg
40' High Cube Container Refrigerated 	11.586 m	2.290 m	2.542 m	2.290 m	2.506 m	4.810 kg	29.190 kg
40' High Cube Container 	12.031 m	2.350 m	2.698 m	2.340 m	2.585 m	4.030 kg	26.450 kg

No responsibility is taken for the correctness of mentioned dimensions and weights, variations can be found between series and makes.